



Journey Rentals

Login



Login using verification code

+1

1234567890

968137

Sent (159)

Login



I have read and agree to the [user agreement](#).

Step 1

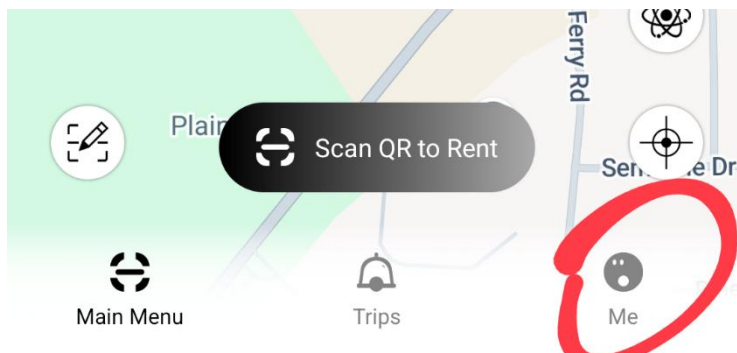
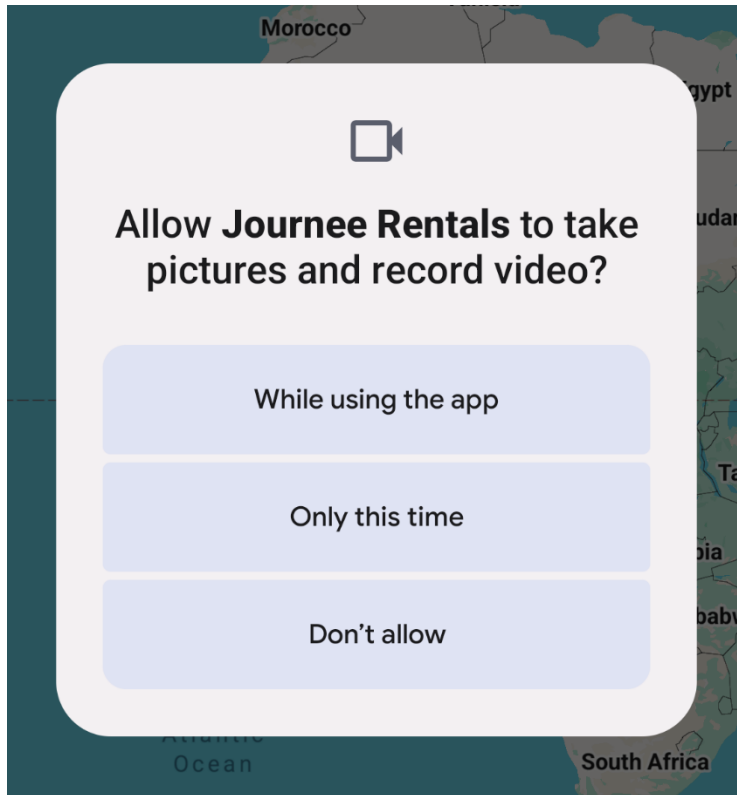
Download the App

- iPhone Users: Open the App Store, search for “**Journey Rentals**”, and **Download**.
- Android Users: Open the Google Play Store, search for “**Journey Rentals**”, and **Install**.

Step 2

Login with Phone Number

- Enter your phone number
- Tap **Get code**
- Check you text message for a 6-digit verification code
- Enter the code and Login



Me



Step 3

Allow Access to Location and Camera

- When prompted, allow the app to access your device's location and camera.

Step 4

Set up Contact and Payment Information

- Tap the **Me** Icon in the bottom right corner of the screen.
- Then tap the large portrait to set up your personal information – see next page.



Information

Name:

[Redacted]

Age on Date
of Rental:

25+ ▼

Telephone:

[Redacted]

Email:

[Redacted]@gmail.com

Driver's license information:



Credit card information:



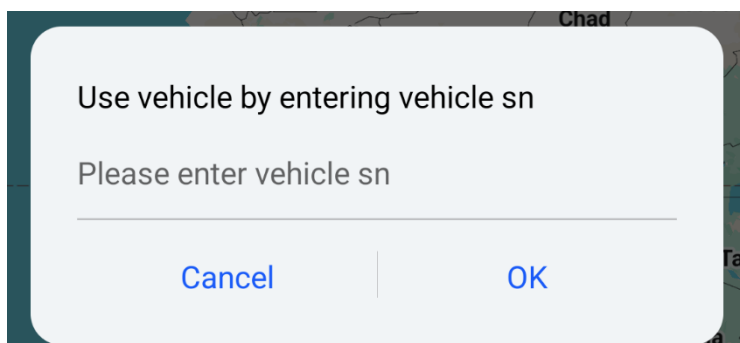
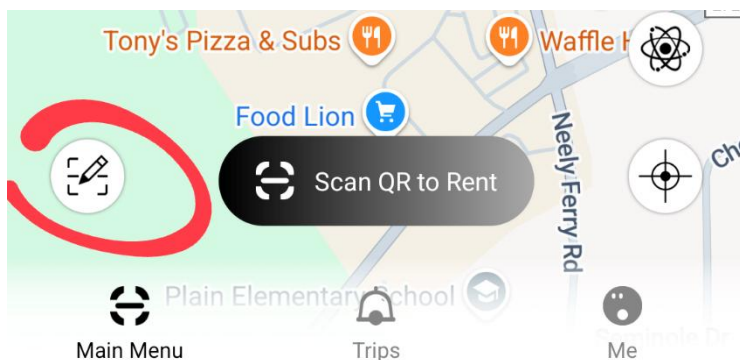
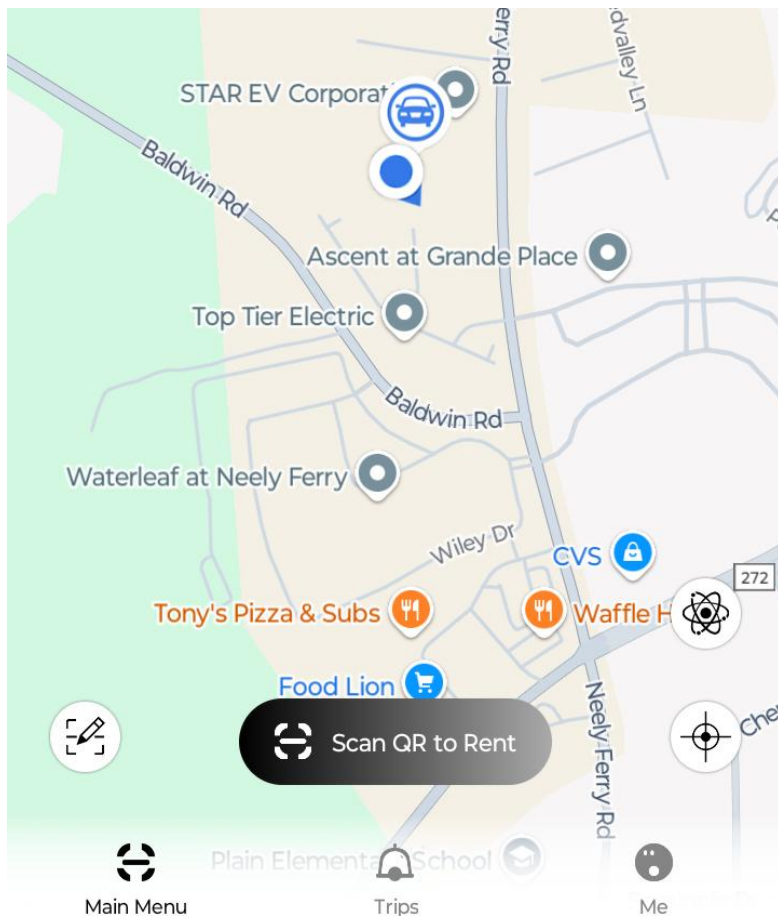
Insurance card information:



Confirm

Here you can

- Add your contact information,
- Upload your driver's license picture, and insurance card picture
- Add your credit card information



Step 5

Find and reserve a Cart

- Browse the map for available cart nearby
- Find the QR code on the cart's windshield and use the in-app camera to scan it.

- If the QR code is not working properly, you can always manually enter the vehicle SN of the vehicle by tapping the icon at the bottom left corner. It is usually located right below the QR code.

Rate Description

1. Eligibility

- I am 21 or Older.
- I have a valid US Driver's License.
- I have a valid Credit Card.
- I have a valid Car Insurance.
- I will send the information above to the operating manager for verification.

2. Rental Rates

- Daily rate: \$125.00
- Weekly price: \$875.00
- The daily rate is based on a 24 hrs time frame.

3. Deposit

- Rental deposit: \$200.00

☐ I confirm & agree to the info./rates above.

Cancel

Start

End Time

06/13/2025 10:00

May	12	2024
Jun	13	2025
Jul	14	2026



Rental duration min 1 day

Cancel

Confirm

Review the rental details and select your rental duration

- Please be aware your rental must be at least one day long. The end date cannot be the same as, but at least one day after the start date.



Order Confirmation

Start Time

June 13 2025 10:01

End Time

June 15 2025 10:00

Deposit
\$200.00

Rent
\$297.50

Car Rental Details

Qty:	2 Days
Daily Rate:	\$125.00
Rental Fee:	\$250.00
Sales tax:	\$22.50
Processing Fee:	\$25.00

Attention

- 1). Processing fee is non-refundable in the event of cancellation by the user for any reason.
- 2). Vehicles will continue to be billed unit the user "Ends" the rental. There are no pro-rated refunds if the user forgets to "Ends" the rental.

☒ I have read and agreed to the "[Rental Service Agreement](#)".

Pay

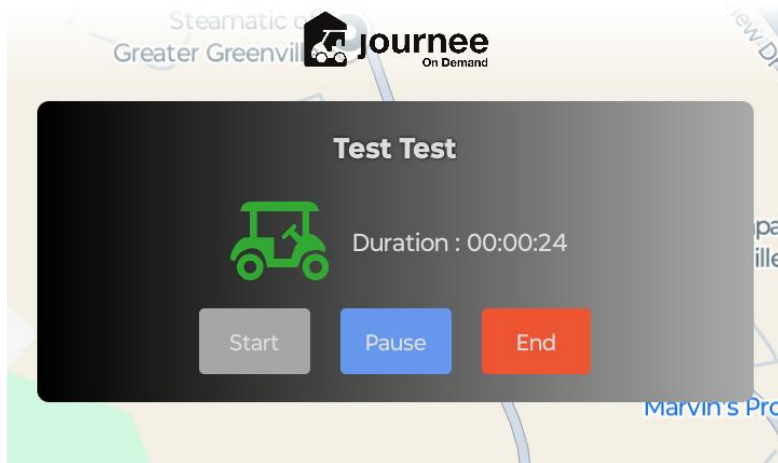
Confirm and Pay

You are ready to go!

After your payment is processed, you'll hear the cart say "**Cart Unlocked**"—that means you're ready to go!

Off and Go

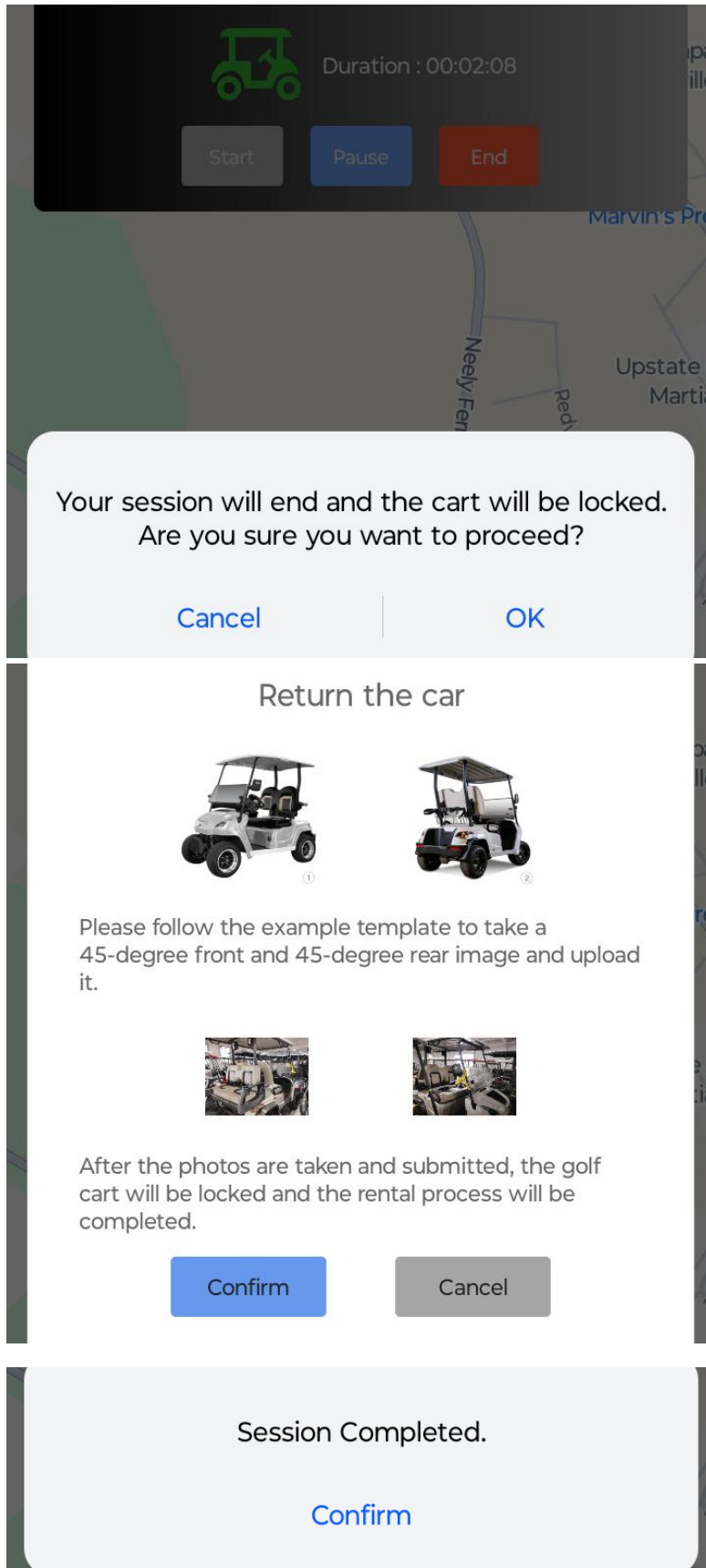
Once your cart is unlocked, you will be able to manually switch it on and off by using the key. Please always bring the key with you when you leave the cart.



Pause and Resume your Rental

If you need to step away during your rental period, simply turn off the key switch and take the key with you. When you return, turn on the key switch.

Note: You can also temporarily lock/unlock the cart by tapping the 'Pause'/'Start' button, but always bring the key with you.



Return the Cart

- Park the cart when you finish, ensure the parking brake is applied.
- Use the App to **End** your rental. It will prompt you to upload 2 photos. Tap the '+' to take photo or upload pictures from album.
- Once you submit the photos, the rental is completed. You will hear the cart say, "**Cart Locked**".
- Double check your personal belongings and ensure to leave the key on the cart.